

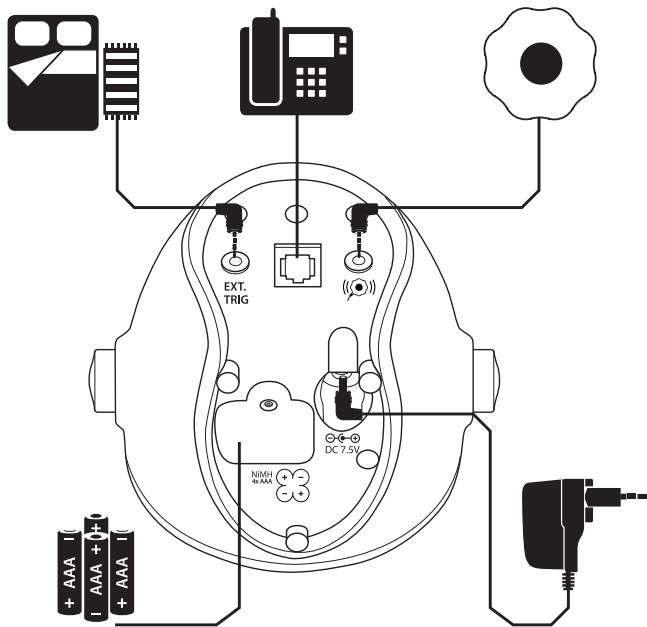
# Visit alarm clock User manual

BE1580, BE1580-315, BE1380

**[bellman.com](http://bellman.com)**

Connect the alarm clock  
Verbinden Sie den Wecker

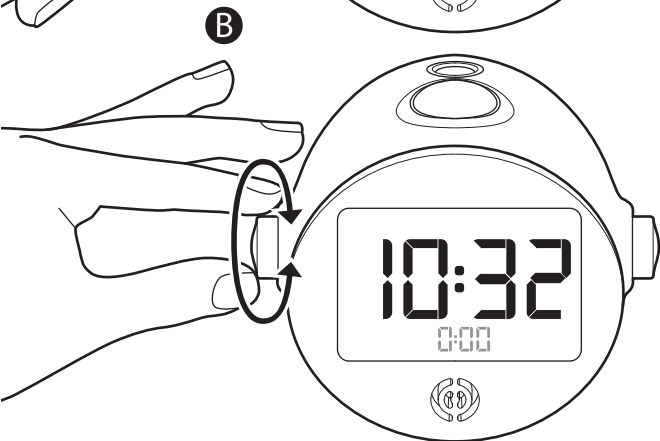
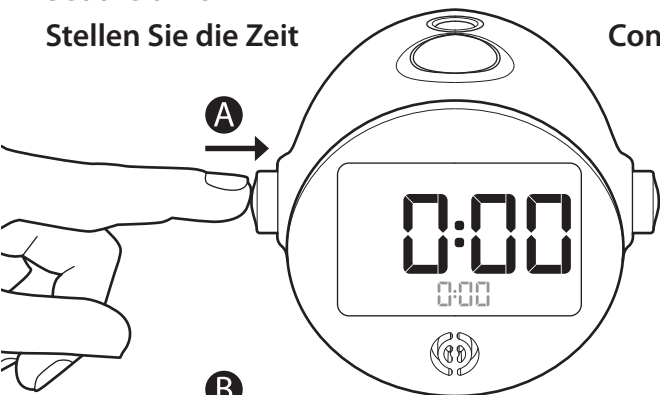
Sluit de wekker aan  
Connectez le réveil



⚠ 4 x AAA NiMH

Set the time  
Stellen Sie die Zeit

Stel de tijd in  
Configurez l'heure

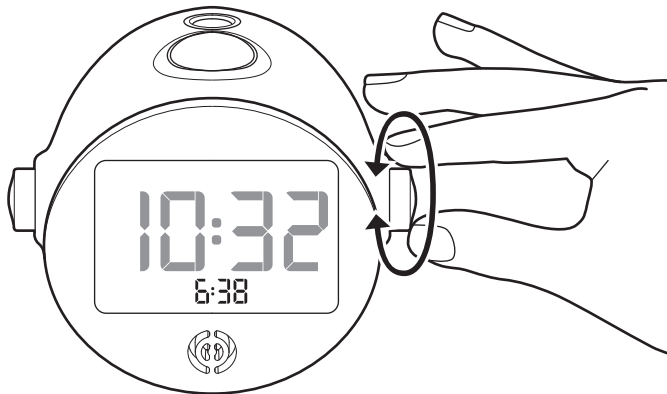


Set the alarm

Stellen Sie den Wecker



Stel het alarm in  
Configurez l'alarme

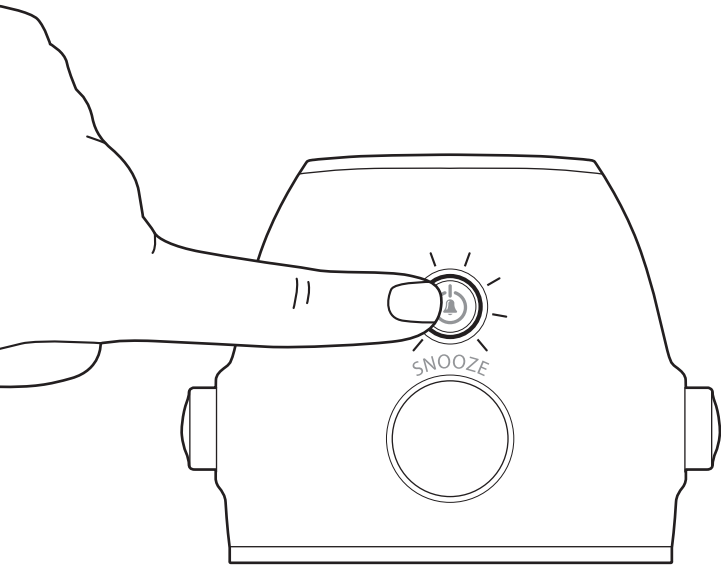


**Activate the alarm**

**Aktivieren Sie den Alarm**

**Activeer het alarm**

**Activez l'alarme**

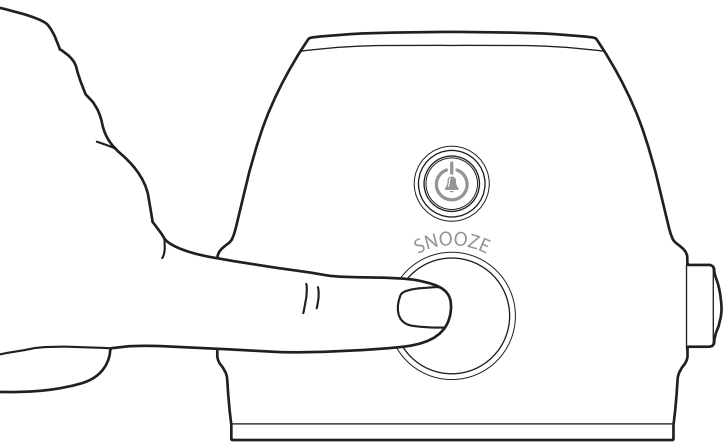


Snooze

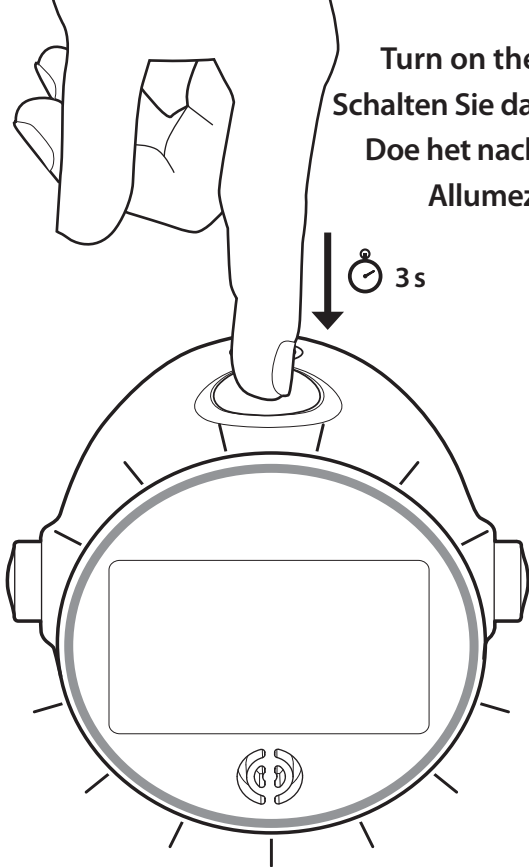
Schlummern

Snooze

Répétition



**Turn on the night light**  
**Schalten Sie das Nachtlicht**  
**Doe het nachtluchtje aan**  
**Allumez la veilleuse**



Settings

Einstellungen

Instellingen

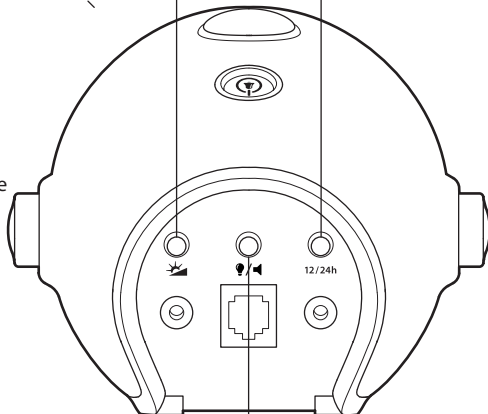
Paramètres



Backlight  
Hintergrunds-  
beleuchtung  
Achtergrund-  
verlichting  
Rétro-éclairage

24 ↔ 12

Time format  
Zeitformat  
Tijdsaanduiding  
Format de l'heure



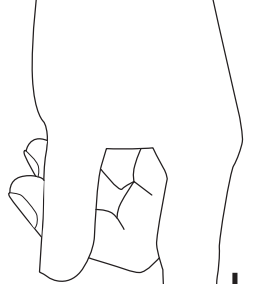
Flash  
Blitz  
Flits  
Flash

Sound  
Klang  
Geluid  
Sonner



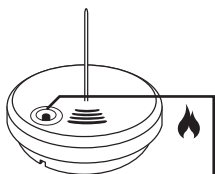


Pairing  
Paarung  
Koppelen  
Connectez

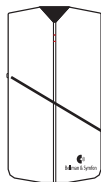


1

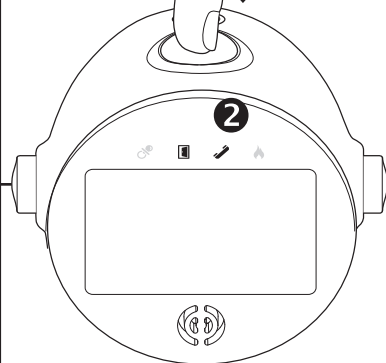
5s



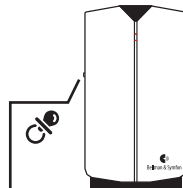
Fire  
Feuer  
Brand  
Feu



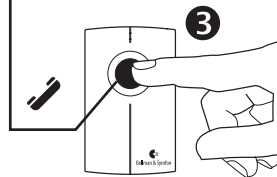
Door  
Tür  
Deur  
Porte



2



Baby  
Baby  
Baby  
Bébé



3

Telephone  
Telefon  
Telefoon  
Téléphone

|                                      |   |
|--------------------------------------|---|
| <b>Zweckbestimmung des Produktes</b> | Visit Funkempfänger mit Wecker Funktion inkl. Vibrationskissen                                    |
| <b>Zulässige Betriebsbedingungen</b> | Das Produkt darf nur Innen verwendet werden   |
| <b>Reinigungshinweise</b>            | Nur mit trockenem oder leicht feuchtem Tuch abwischen   |
| <b>Wartungshinweise</b>              | Batterie kann ausgetauscht werden. Bei Defekt des Blitzlichtes muss das Gerät eingeschickt werden |
| <b>Technische Daten</b>              | Betrieb mit 7.5V Netzteil inkl. 4 x AAA NiMH als Reserve bei Stromausfall                         |
| <b>Eingänge</b>                      | Externer Trigger und Telefon  |
| <b>Ausgänge</b>                      | Vibrationskissen  |
| <b>Hinweise zum Wiedereinsatz</b>    | Das Produkt ist nicht für den Wiedereinsatz für eine andere Person vorgesehen.                    |

# Technical Information

## Power supply

|                              |   |
|------------------------------|---|
| Mains power                  | 7.5 VDC, 1000 mA                          |
| Battery backup               | 24 hours during mains power loss          |
| Backup battery charging time | 10 hours (from depleted to fully charged) |
|                              | NiMH batteries included                   |

## Output signals

|                      |  |
|----------------------|--|
| Alarm sound          | 100 dB(A) @ 10 cm, 94 dB(A) @ 30 cm<br>multi-frequency 950-3000 Hz,    |
| Alarm timeout        | 20 minutes   |
| Snooze time interval | Decreasing from 9 to 2 minutes in 2 minute steps                       |
| Flash                | 4 high-intensity LEDs<br>Warning! Flashes can cause epileptic seizures |
| Bedshaker            | Vibrator power 2.0 – 4.0 VDC<br>Emits a sound                          |
| Nightlight beacon    | Low intensity light that guides you back to bed at night               |

## Display

|           |   |
|-----------|---|
| Type      | Twisted Nematic (TN) LCD                                      |
| Backlight | Intensity adjustable in 5 steps, Backlight timeout: 8 seconds |

## Controls and inputs

- Separate push-rotate dials for setting time and alarm
- 12/24-h mode switch
- Backlight intensity switch
- Flash/Sound select switch
- Snooze button
- Alarm on/off switch
- Telephone input, RJ-11, analogue, 26-120 VRMS, 15-100 Hz
- External trigger input, 3.5 mm tele connector

## Models and frequencies

- BE1580: 868.3 MHz
- BE1580-315: 314.9 MHz
- BE1380: 433.9 MHz

## Other information

- For indoor use only
- Dimensions: 108x 121x 92 mm
- Weight: 390g (incl. batteries)



#### For use in all EU countries

Hereby, Bellman & Symfon AB, declares that this Alarm Clock is in compliance with the essential requirements and other relevant provisions of directives: R&TTE 1999/5/EC, LVD 2006/95/EC, EMC 2004/108/EC, MDD 1993/42/EEC.

#### Correct use and disposal of batteries:

Replace only with the same or equivalent type recommended by the manufacturer. Please dispose of old, defective batteries in an environmentally friendly manner in accordance with the relevant legislation.

For a complete Declaration of Conformity please contact [info@bellman.se](mailto:info@bellman.se) or call +46 31 68 28 20

#### FCC compliance statement

REN: 0.1B  
US: 1PNRG01BBERXTE1

This device complies with Part 15 of the FCC Rules. Operation is subject to the following two conditions: (1) this device may not cause harmful interference, and (2) this device must accept any interference received, including interference that may cause undesired operation.



**Warning:** Changes or modifications to this unit not expressly approved by the party responsible for compliance could void the user's authority to operate the equipment.



**Note:** This equipment has been tested and found to comply with the limits for a Class B digital device, pursuant to Part 15 of the FCC Rules. These limits are designed to provide reasonable protection against harmful interference in a residential installation. This equipment generates, uses and can radiate radio frequency energy and, if not installed and used in accordance with the instructions, may cause harmful interference to radio communications. However, there is no guarantee that interference will not occur in a particular installation. If this equipment does cause harmful interference to radio or television reception, which can be determined by turning the equipment off and on, the user is encouraged to try to correct the interference by one or more of the following measures:

#### European office

Bellman & Symfon Europe AB  
Södra Långebergsgatan 30  
421 32 Västra Frölunda  
Sweden  
Phone +46 31 68 28 20  
Fax +46 31 68 28 90  
E-mail [info@bellman.com](mailto:info@bellman.com)

#### Asia Pacific office

Bellman & Symfon Asia Ltd.  
1115-16, Main Tower, GD Int'l Hotel  
339 Huanshi Dong Rd  
Guangzhou, China, 510095  
Phone +86 20 8318 2950  
Fax +86 20 8333 5528  
E-mail [info.cn@bellman.com](mailto:info.cn@bellman.com)

- Reorient or relocate the receiving antenna.
- Increase the separation between the equipment and receiver.
- Connect the equipment into an outlet on a circuit different from that to which the receiver is connected.
- Consult the dealer or an experienced radio/TV technician for help.



#### Statement for Industry Canada

Le fonctionnement de cet équipement est soumis aux conditions suivantes:

(1) l'équipement concerné ne doit pas causer d'interférences, et (2) il doit accepter toute interférence reçue, y compris les interférences risquant d'engendrer un fonctionnement indésirable. Cet appareil numérique de la classe B est conforme à la norme NMB-003 du Canada. This Class B digital apparatus complies with Canadian ICES-003.

#### Important safety instructions

- To disconnect the power fully, the AC/DC adapter plug must be disconnected from the mains socket.
- The AC/DC adapter plug must not be blocked and must be easy to access for the intended use.
- The marking information is located at the bottom of apparatus.
- Please contact service personnel for changing batteries.  
Replace batteries with the same battery type "Bellman & Symfon, EVE43AAA600P/J, Rating: 1.2V 600mAh NiMH".